

Perfect Presentation

Setting out your writing.

Date

Learning Objective

Underline the date and learning objective with a pencil and a ruler.


Remember capital letters!

When you are writing make sure your work goes up to the margin or edge of page and keep your writing sitting on the line and the same size.

If you make a mistake cross it out with a pencil neatly - do not scribble out!

It is ~~raining~~ raining outside.

Leave a line before you start a new piece of work.



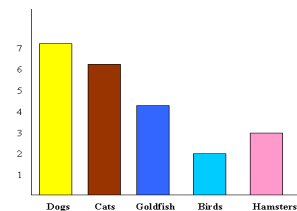
Remember to:
Write in pencil
Draw in pencil
Underline with a ruler

Keep your books neat and tidy.
No scribbling on the covers.

Use pencil crayons to colour in and keep the shading neat.

Use the space carefully on your page.

Write on the correct page and don't miss any.




Use a ruler and a pencil to draw tables, graphs and charts.

Perfect Presentation

Setting out your Maths.

Remember to:
Write in pencil
Draw in pencil
Underline with a ruler



Keep your books neat and tidy.
No scribbling on the covers.



Use pencil crayons to colour in
and keep the shading neat.

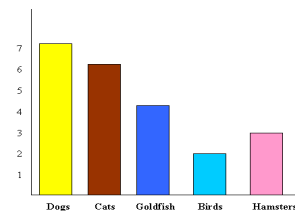
Use the space carefully on your
page.



Write on the correct page and
don't miss any.



Use a ruler and a pencil to
draw tables, graphs and
charts.



Date

Learning Objective

Underline the date and learning objective with a pencil and a ruler.

One digit per square all the same size.

0		2	3	4	5	6	7	8	9
---	--	---	---	---	---	---	---	---	---