

# Perfect Presentation

Setting out your writing.

Date

Learning Objective

Underline the date  
and learning  
objective with a  
pencil and a ruler.

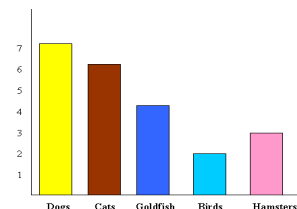

Remember capital letters!

When you are writing make sure your work goes up to the margin or edge of page and keep your writing sitting on the line and the same size.

If you make a mistake cross it out with a pencil neatly - do not scribble out!

It is ~~raining~~ raining outside.

Leave a line before you start a new piece of work.



Remember to:  
Write in pencil  
Draw in pencil  
Underline with a ruler

Keep your books neat and tidy.  
No scribbling on the covers.

Use pencil crayons to colour in  
and keep the shading neat.

Use the space carefully on your  
page.

Write on the correct page and  
don't miss any.

Use a ruler and a pencil to  
draw tables, graphs and  
charts.

# Perfect Presentation

Setting out your Maths.

Remember to:  
Write in pencil  
Draw in pencil  
Underline with a ruler



Keep your books neat and tidy.  
No scribbling on the covers.



Use pencil crayons to colour in  
and keep the shading neat.

Date

Learning Objective

Underline the date  
and learning  
objective with a  
pencil and a ruler.

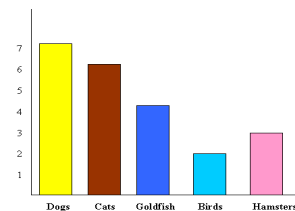
Keep the digits all the same size.

0 | 2 3 4 5 6 7 8 9



Use the space carefully on your  
page.

Write on the correct page and  
don't miss any.



Use a ruler and a pencil to  
draw tables, graphs and  
charts.